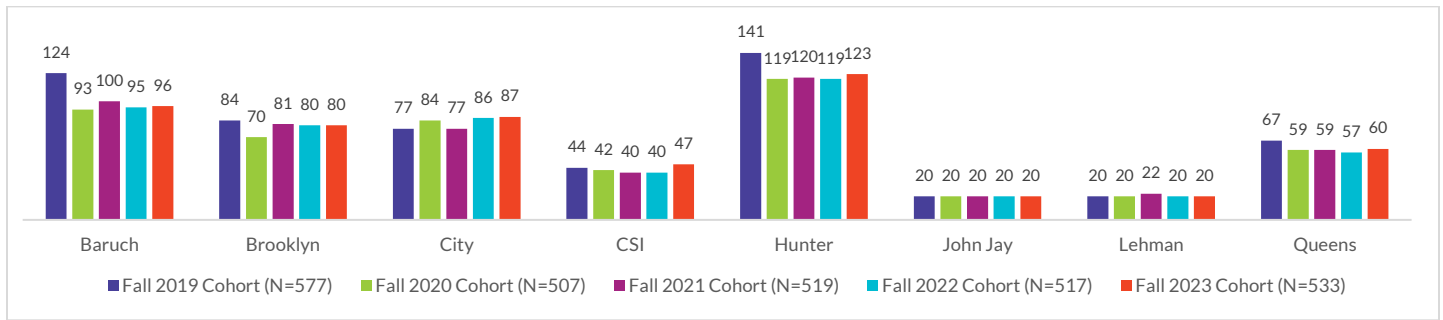


MACAULAY HONORS COLLEGE FALL 2023 FACT SHEET

SIZE OF FALL COHORT (MACAULAY CLASS) BY CAMPUS^[1]

Entering Cohort	Total	Baruch	Brooklyn	City	CSI	Hunter	John Jay	Lehman	Queens
Fall 2019 Cohort (Class of 2023)	577	124	84	77	44	141	20	20	67
Fall 2020 Cohort (Class of 2024)	507	93	70	84	42	119	20	20	59
Fall 2021 Cohort (Class of 2025)	519	100	81	77	40	120	20	22	59
Fall 2022 Cohort (Class of 2026)	517	95	80	86	40	119	20	20	57
Fall 2023 Cohort (Class of 2027)	533	96	80	87	47	123	20	20	60



DISTRIBUTION OF ENROLLED STUDENTS BY CAMPUS IN FALL 2023^[1]

Campus	N	%
Baruch	345	18%
Brooklyn	291	15%
City	325	17%
Hunter	450	23%
John Jay	73	4%
Lehman	81	4%
Queens	225	11%
Staten Island	178	9%
Total	1968	100%

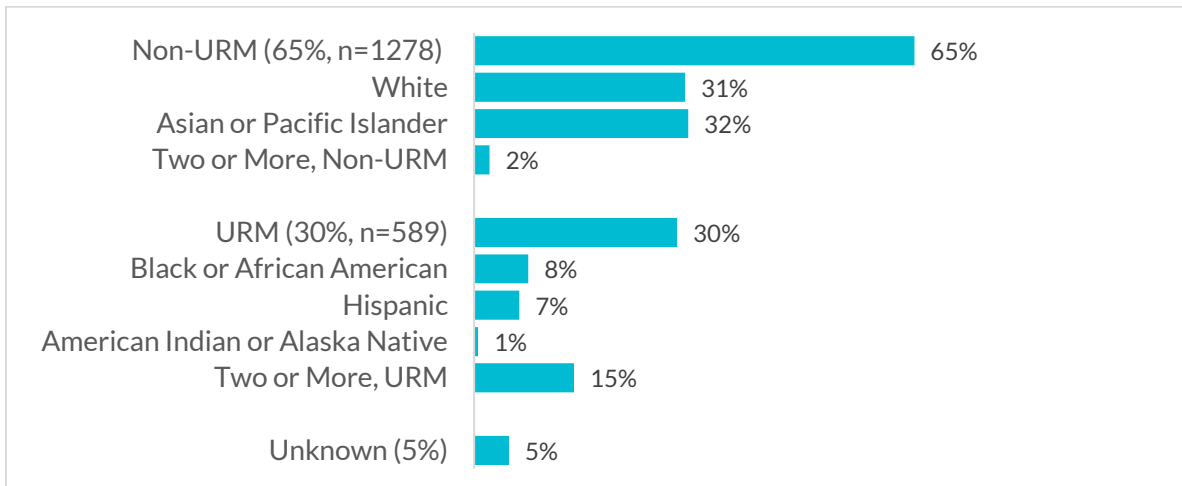
MACAULAY HONORS COLLEGE
FALL 2023 FACT SHEET

DISTRIBUTION OF ENROLLED STUDENTS BY GENDER IN FALL 2023 ^[1]

Gender	N	%
Female	1275	65%
Male	664	34%
Others	29	1%
Total	1968	100%

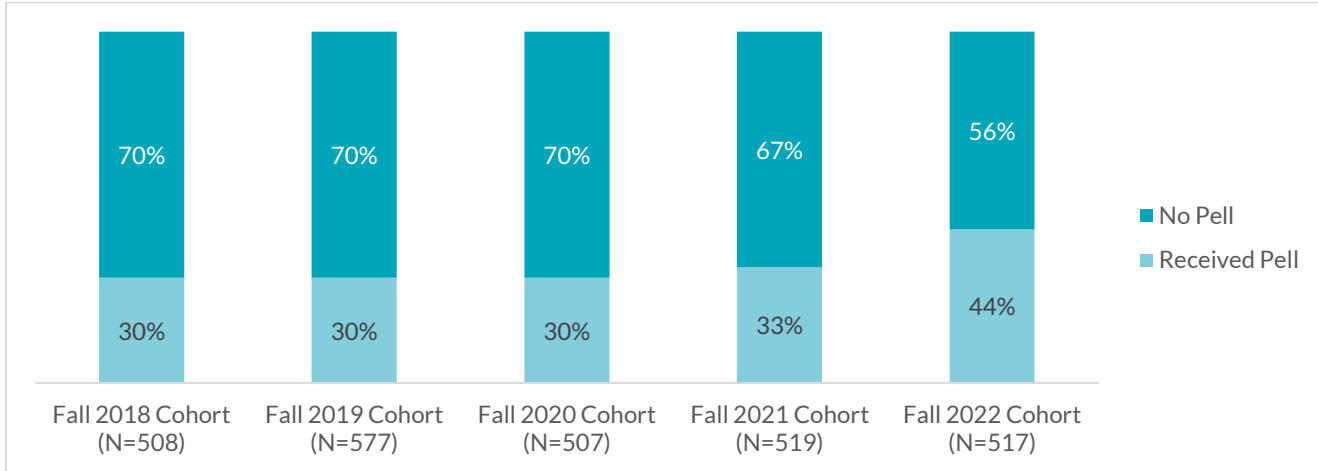
DISTRIBUTION OF ENROLLED STUDENTS BY RACE/ETHNICITY IN FALL 2023 ^[1]

Race/Ethnicity	N	%
Non-URM	1278	65%
White	612	31%
Asian or Pacific Islander	621	32%
Two or More, Non-URM	45	2%
URM	589	30%
Black or African American	157	8%
Hispanic	131	7%
American Indian or Alaska Native	11	1%
Two or More, URM	290	15%
Unknown	101	5%
Total	1968	100%



MACAULAY HONORS COLLEGE
FALL 2023 FACT SHEET

PERCENTAGE OF FIRST-TIME FRESHMEN WHO RECEIVED THE PELL GRANT AT LEAST ONCE DURING THEIR FIRST YEAR BY FALL COHORT ^[1]



BACCALAUREATE GRADUATION RATES OF FIRST-TIME FRESHMEN ^[2]

Fall Cohort	4-Year	5-Year	6-Year
Fall 2012 Cohort (N=490)	66%	80%	82%
Fall 2013 Cohort (N=547)	67%	81%	83%
Fall 2014 Cohort (N=532)	74%	86%	88%
Fall 2015 Cohort (N=542)	73%	85%	86%
Fall 2016 Cohort (N=534)	71%	81%	83%

FALL-TO-FALL RETENTION RATE OF BACCALAUREATE DEGREE SEEKING FIRST-TIME FRESHMEN ^[3]

